

Unlocking Innovation with Blockchain and Crypto Venture Capital Funds


Published November 21, 2025

Blockchain and crypto-focused¹ venture capital (BCVC) funds offer a compelling opportunity alongside traditional venture capital (VC) strategies. While some investors question the merits of blockchain technology and may overlook these funds, this could mean missing out on exposure to managers and innovations with the potential to transform industries and deliver outperformance.² However, investors should expect significant dispersion in blockchain-focused funds, similar to that of other VC funds. As such, rigorous diligence in fund selection and thoughtful integration into a well-diversified VC portfolio will be essential to enhancing overall portfolio returns. For investors with VC exposure, this may mean allocating up to 1%–2% of the total portfolio exposure to BCVC. In this piece, we explore the market dynamics shaping cryptoassets,³ share our rationale for including BCVC in VC portfolios, and outline key considerations for integration into family and institutional portfolios.

The evolving blockchain landscape

Since the first bitcoin block was mined more than 15 years ago, cryptoassets have grown from a niche experiment to a sector attracting major institutional capital (Figure 1). Early adoption was driven by technologists and crypto “libertarians” that sought financial sovereignty in a volatile, low-liquidity environment. Their efforts laid the groundwork for broader participation, which spurred the rise of exchanges, altcoins, and increased trading. Setbacks such as the Mt. Gox collapse—when the world’s largest bitcoin exchange lost hundreds of thousands of bitcoins to theft and mismanagement in 2014—exposed critical security gaps and prompted industry-wide improvements. Today, the sector’s maturation is evident in real-world applications like decentralized finance (DeFi), tokenized assets, and enterprise blockchain solutions, with major institutions and governments piloting blockchain-based systems.

A distinction exists between direct liquid token exposure and thematic blockchain and crypto investing. Liquid tokens, such as bitcoin, are as the name suggests, publicly traded. As such, they have exhibited a higher observed correlation to risk assets. They are also more directly influenced by retail investor sentiment, particularly as liquid crypto markets operate 24/7 and are easily



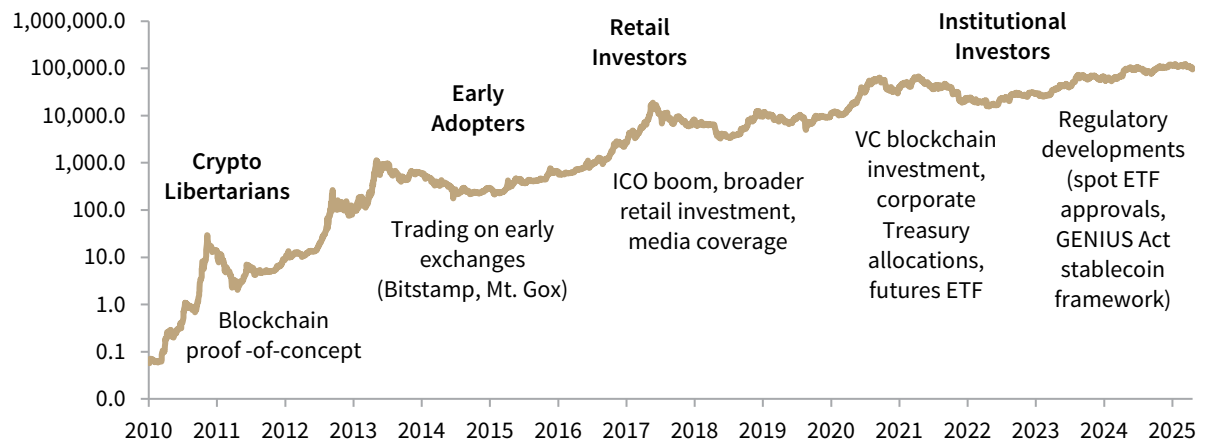
Sean Duffin
Senior Investment
Director, Capital
Markets Research

- ¹ In this paper, “blockchain and crypto” refers to VC strategies that invest in companies and projects developing blockchain technology, as well as those building applications and infrastructure across the broader crypto ecosystem. This includes areas such as DeFi, Web3, and tokenization.
- ² Past performance is not a reliable indicator of future results. All financial investments involve risk. Depending on the type of investment, losses can be unlimited.
- ³ “Cryptoassets” serves as a catch-all term to describe cryptocurrencies and all other blockchain applications.

accessible to individual investors. This contributes to their high observed volatility. For example, bitcoin has experienced 11 drawdowns exceeding 50% since 2011, with the most recent—a 77% decline—occurring from November 2021 to November 2022.

Figure 1 Bitcoin's investors have evolved over time

July 31, 2010 – November 14, 2025 • Price of bitcoin on logarithmic scale



Sources: Cambridge Associates LLC and Thomson Reuters Datastream.

Thematic blockchain and crypto investing, typically accessed through VC funds, offers diversified exposure to companies and projects building in the space (Figure 2). Given the generally illiquid nature of these investments, their observed volatility tends to be lower. While these investments are subject to the typical risks associated with early-stage VC—such as high failure rates, uncertain business models, and limited operating history—they also offer the potential for outsized returns.⁴ Venture structures foster strong alignment between limited partners (LPs) and general partners and suit the extended development timelines of blockchain innovation. Their legal and operational frameworks support patient capital, enabling managers to realize value as projects mature.

Thematic blockchain and crypto investing can also be implemented via a hedge fund structure. Most hedge funds pursuing early-stage crypto investments use side pockets to manage illiquid assets, isolating them from the main portfolio to help reduce asset-liability mismatches. These structures can offer more frequent liquidity for the liquid portion of the portfolio and provide access to both liquid and venture-style opportunities, allowing investors to target venture-like returns. However, investments held in side pockets may remain illiquid for extended periods—sometimes even longer than the typical term of a VC fund. As a result, LPs should carefully evaluate the fund's structure and liquidity terms, as the flexibility of a hedge fund does not necessarily extend to all underlying investments.

For investors seeking strong alignment, a defined investment horizon, and patient capital suited to the extended development timelines of blockchain innovation, the longer-term orientation of BCVC fund structures may be more appropriate for accessing early-stage opportunities in the space.

⁴ Past performance is not a reliable indicator of future results. All financial investments involve risk. Depending on the type of investment, losses can be unlimited.

Figure 2 Key differences between BCVC and liquid token investments

	Thematic blockchain and crypto investments	Liquid token investments
Definition	Funds or vehicles focused on broad blockchain/crypto themes (e.g., infrastructure, DeFi, Web3, NFTs)	Direct investment in publicly traded crypto tokens (e.g., Bitcoin, Ethereum, Solana, altcoins)
Investment vehicle	VC funds, managed portfolios, long lock-up, long-biased hedge fund structures	Direct purchase of tokens via exchanges or custodians, single token ETFs
Liquidity	Typically illiquid; long lock-up periods (3 years–10 years)	Highly liquid; tokens can be traded 24/7/365
Exposure type	Indirect; exposure to companies/projects building in the space, some portfolios may hold liquid tokens if a token goes live, others may focus solely on equity or project ownership	Direct; exposure to price movements of specific tokens
Return potential	Potential for outsized returns from early-stage investments, but higher volatility than generalist venture funds due to sector concentration	Returns driven by token price appreciation/depreciation; likely to be highly volatile
Diversification	Diversified across multiple projects, sectors, and stages	Concentrated in specific tokens; diversification requires holding multiple tokens
Due diligence	In-depth analysis of teams, technology, business models, and market fit; engagement with teams, providing guidance and assistance on key strategic and technical decisions	Focused primarily on token fundamentals, network activity, staking, and market sentiment
Access	Limited to qualified investors; top funds typically require investments of \$1 million or more	Accessible to retail and institutional investors
Fees	Management and performance fees	Exchange fees, custody fees; no management fees for direct holding; low fees for many ETFs
Transparency	Varies; private funds may have limited reporting	High; token prices and transactions are publicly visible on blockchains

Source: Cambridge Associates LLC.

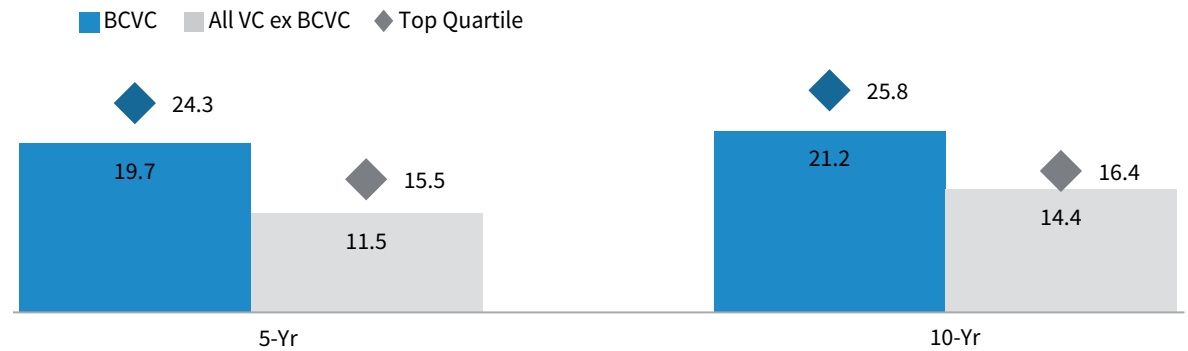
Notes: Past performance is not a reliable indicator of future results. All financial investments involve risk. Depending on the type of investment, losses can be unlimited.

Performance

BCVC funds’ strong performance track record is a key reason we believe they merit inclusion in VC portfolios. Over the past ten years, BCVC funds delivered a pooled net internal rate of return (IRR) that surpassed that of other VC funds (Figure 3). We do not attribute this outperformance to differences in fund size, as sizes have been largely comparable. Rather, we believe it is partly connected to exceptional gains in the broader crypto market—including bitcoin—which have increased interest in the space and technology.

Figure 3 BCVC funds have posted exceptional returns in the past decade

As of June 30, 2025 • Pooled IRR (%)



Source: Cambridge Associates LLC.

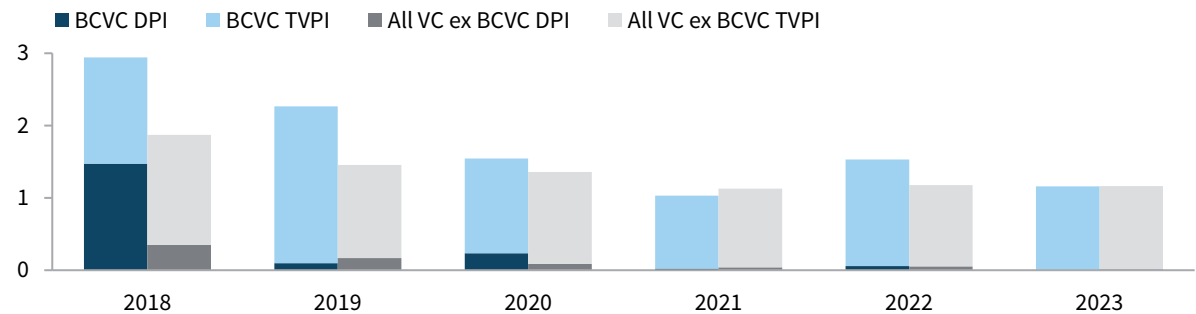
Notes: The chart shows horizon IRR data for funds with vintage years 2014–23, matching the BCVC benchmark’s inception. The BCVC Index is based on 83 institutional-quality, crypto-focused VC funds; the All VC ex BCVC Index includes 1,439 venture capital funds. Both indexes include fully liquidated partnerships and reflect pooled horizon IRR, net of fees, expenses, and carried interest. IRR performance is driven by the timing and magnitude of fund cash flows. Past performance is not a reliable indicator of future results. All financial investments involve risk. Depending on the type of investment, losses can be unlimited.

Examining BCVC fund vintages reveals how timing and entry conditions can shape outcomes. Vintages launched during crypto “winters”—periods marked by sustained declines in cryptocurrency prices, negative sentiment, and reduced market activity—have often benefited from lower entry valuations, less competition for deals, and exposure to resilient projects. These conditions have positioned such funds for strong performance as markets recover. For example, the IRR for the 2018 vintage of BCVC funds has been 39% since inception, highlighting the potential for outsized returns when capital is deployed counter-cyclically.

Beyond IRR, other performance metrics also highlight the strength of BCVC funds. Despite the relatively short history and limited universe of institutional-quality BCVC funds prior to 2018, available data indicate that total value to paid-in (TVPI) multiples have generally been robust (Figure 4). Realized returns (DPI) remain modest, but this pattern is not unique to BCVC; it reflects the long time horizons and exit dynamics typical of VC investing more broadly.

Figure 4 BCVC funds have solid TVPI multiples, but most performance remains unrealized

As of June 30, 2025 • Multiples of paid-in capital



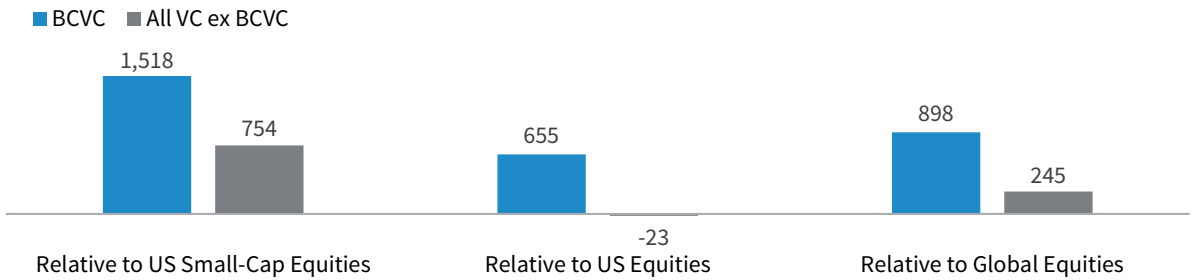
Source: Cambridge Associates LLC.

Note: Multiples are calculated for funds with vintage years 2018–24, which reflects 74 BCVC funds and 947 All VC ex BCVC funds.

Beyond absolute return metrics, funds have also compared favorably to public equities in relative terms. Our modified Public Market Equivalent (mPME) analysis demonstrates that, over the past ten years, BCVC funds have outperformed major public equity indexes—including US equities, which themselves have delivered strong returns—highlighting their potential to enhance value within diversified VC portfolios (Figure 5).

Figure 5 BCVC funds have outperformed public equivalents over the last 10 years

As of June 30, 2025 • 10-yr value added (basis points)



Sources: Cambridge Associates LLC, FTSE Russell, MSCI Inc., and Standard & Poor's. Third-party data provided "as is" without any express or implied warranties.

Notes: Value added is calculated as the 10-year horizon pooled IRR minus the IRR of the mPME index. The equity indexes referenced are: Russell 2000® (US Small Cap), S&P 500 (US Equities), and MSCI ACWI (Global Equities) indexes. The chart shows horizon IRR data for funds with vintage years 2014–23, matching the BCVC benchmark's inception. The BCVC Index is based on 83 institutional-quality, crypto-focused VC funds; the All VC ex BCVC Index includes 1,439 venture capital funds. Both indexes include fully liquidated partnerships and reflect pooled horizon IRR, net of fees, expenses, and carried interest. IRR performance is driven by the timing and magnitude of fund cash flows. Past performance is not a reliable indicator of future results. All financial investments involve risk. Depending on the type of investment, losses can be unlimited.

Performance dispersion is another important consideration. BCVC funds exhibit a range of outcomes similar to the broader VC universe. The interquartile range of returns over the past ten years reached approximately 20 percentage points (ppts)—slightly wider than the 15 ppts observed in non-BCVC funds, and much greater than the sub-5 ppt range typical of public equity strategies (Figure 6). This variability underscores the importance of rigorous manager selection and thorough due diligence, as well as thoughtful manager sizing and new fund commitment pacing, since the difference between top- and bottom-quartile performers can be substantial.

Figure 6 BCVC strategies have shown similar dispersion to broader VC over past 10 years

As of June 30, 2025 • Trailing 10-yr horizon pooled IRR (%) by quartile



Source: Cambridge Associates LLC.

Notes: The chart shows horizon IRR data for funds with vintage years 2014–23, matching the BCVC benchmark's inception. The BCVC Index is based on 83 institutional-quality, crypto-focused VC funds; the All VC ex BCVC Index includes 1,439 venture capital funds. Both indexes include fully liquidated partnerships and reflect pooled horizon IRR, net of fees, expenses, and carried interest. IRR performance is driven by the timing and magnitude of fund cash flows. Past performance is not a reliable indicator of future results. All financial investments involve risk. Depending on the type of investment, losses can be unlimited.

Thematic drivers

Another key reason to include BCVC funds with traditional VC strategies is their unique exposure to new and evolving areas of innovation. Several key trends—such as the convergence of crypto and artificial intelligence (AI), tokenization of real-world assets, and the rapid evolution of stablecoins⁵—demonstrate the unique value creation opportunities accessible through BCVC-backed ventures.

- **CRYPTO AND AI CONVERGENCE.** Decentralized platforms are unlocking new models for collaboration and value exchange. For example, Zero Gravity (oG) AI is a next-generation infrastructure that enables AI to operate across distributed networks without relying on centralized servers like traditional AI companies. There are many possible uses for this technology, but potential applications include allowing smart devices—such as home appliances—to securely share and process data directly with each other, coordinating to optimize energy usage while keeping personal information private, or to use unused server capacity at data centers. Similarly, wearable health monitors could one day provide real-time insights to doctors without sending sensitive data to big tech companies.
- **TOKENIZATION OF REAL-WORLD ASSETS.** Blockchain technology is facilitating the digital representation and ownership of assets such as commodities, stocks, and bonds. Robinhood’s launch of tokenized US stocks allows customers to trade fractionalized shares 24/7, expanding market access and liquidity. Many of these technological advancements originate from privately held companies supported by VC, which benefit from new revenue streams and broader market reach.
- **STABLECOINS.** Stablecoins have become foundational infrastructure for decentralized finance, trading, and cross-border payments, with market capitalization and transaction volumes now rivaling traditional payment networks. In June 2025, Circle’s successful initial public offering (IPO) saw its market capitalization surge from \$7 billion to \$60 billion, delivering substantial returns to VC investors. Regulatory developments—such as the GENIUS Act and the pending CLARITY Act—are accelerating institutional adoption and driving early-stage investment in stablecoin infrastructure, compliance, and integration with emerging technologies.

These innovation themes, among many others, are directly shaping the evolution of the blockchain and crypto VC landscape. As the sector matures, seed and early-stage funds are closing larger deals at record-high valuations,⁶ reflecting robust demand for digital asset infrastructure and payments innovation. Recent IPOs and acquisitions—particularly in areas like DeFi, Web3, and stablecoin infrastructure—underscore the market’s appetite for these transformative technologies. While exits via token launches are becoming more common, fully monetized exits remain less established than traditional IPOs or mergers & acquisitions, highlighting the unique dynamics of the space, as well as the emerging nature of the field. Regulatory progress and record stablecoin

⁵ For our positive outlook on stablecoins, please see “2025 Outlook: Currencies,” Cambridge Associates LLC, December 2024.

⁶ Please see “Crypto VC Trends: Q2 2025,” PitchBook Data, Inc, August 19, 2025.

circulation are fueling investor interest, and blockchain networks and developer tools continue to attract capital. BCVC funds are well positioned to capture the next wave of innovation and growth, making their inclusion in VC portfolios compelling.

Portfolio considerations

The decision to allocate to BCVC funds within a VC portfolio should also consider the degree of crypto-related exposure present in the broader portfolio. The exposure could come in a variety of forms, such as direct crypto holdings, investments in blockchain initiatives (e.g., projects or companies developing or adopting blockchain technology), or significant revenue tied to blockchain-based services. For instance, Strategy (formerly MicroStrategy) alone, which is the world's largest corporate holder of bitcoin, contributes roughly 6 basis points of exposure to the MSCI All Country World Index. Private equity and VC portfolios may also include stakes in the space or related fintech firms, exchanges, or infrastructure providers. We believe having up to 1%–2% exposure in blockchain-related assets at the total portfolio level is appropriate.

Once current exposure is clarified, investors should ensure they have confidence in the managers responsible for navigating the rapidly evolving crypto landscape. Specialist managers with deep technical expertise and sector knowledge are well positioned to identify opportunities and manage risks, considering the wide dispersion of the funds in the space. A disciplined, research-driven approach—grounded in understanding the technological foundations, market dynamics, and practical applications of blockchain—can help investors participate in the sector's growth while maintaining appropriate risk controls. Strong conviction in manager capability is essential for sound allocation decisions.

One distinctive aspect of BCVC funds is they often generate significant liquid token holdings once private investments in projects launch public tokens through an Initial Coin Offering (ICO) or Token Generation Event (TGE). Because tokens are typically much more volatile than public equities or traditional private investments, the overall volatility of BCVC funds can be substantially higher than LPs might expect from conventional private investments—sometimes as early as three to five years into the fund's life. As a result, BCVC investors should anticipate greater swings in quarter-to-quarter portfolio valuations and calibrate their expectations accordingly. While this increased volatility can be challenging, it also creates the opportunity for funds to return capital earlier, since ICOs and TGEs often occur much sooner than traditional IPOs.

BCVC funds—especially those managed by blockchain specialists—provide access to a broad spectrum of opportunities within the digital asset ecosystem. These funds invest across diverse themes such as DeFi, infrastructure, applications, and AI integration. The broader crypto market includes both venture-stage projects and liquid tokens, offering exposure to a wide range of technologies and business models. A thoughtfully constructed portfolio of blockchain venture investments—whether by a pure venture structure, a hybrid structure, or a long-lockup hedge fund structure with side pockets—can deliver diversification benefits and access to innovation and growth throughout the blockchain sector.

The strategic role of blockchain and crypto VC in portfolios

The rapid evolution of the cryptoasset sector is creating new frontiers for innovation, diversification, and growth, with BCVC funds standing out as a strategic way to access these transformative opportunities. We believe their strong track records, differentiated exposure to emerging themes, and potential for outsized returns make them a compelling complement to traditional VC strategies.

Looking ahead, the dispersion of outcomes among BCVC funds underscores the importance of rigorous manager selection and thoughtful portfolio construction, investment pacing, and manager sizing. Investors who approach the space with discipline, deep research, and a willingness to engage with specialist managers will be best positioned to capture the next wave of digital innovation. A modest allocation to BCVC funds—alongside other VC strategies—can deliver meaningful exposure to the technologies and business models driving the future of finance and beyond.

As the digital asset ecosystem matures, the case for including BCVC funds in family and institutional VC portfolios is only growing stronger. Those who act proactively and intentionally will diversify their VC portfolios and gain access to the engines of tomorrow's growth. ■

Graham Landrith also contributed to this publication.

Index Disclosures

MSCI All Country World Index (ACWI)

The MSCI ACWI captures large- and mid-cap representation across 23 developed markets (DM) and 24 emerging markets (EM) countries. With 2,511 constituents, the index covers approximately 85% of the global investable equity opportunity set. DM countries include Australia, Austria, Belgium, Canada, Denmark, Finland, France, Germany, Hong Kong, Ireland, Israel, Italy, Japan, the Netherlands, New Zealand, Norway, Portugal, Singapore, Spain, Sweden, Switzerland, the United Kingdom, and the United States. EM countries include Brazil, Chile, China, Colombia, Czech Republic, Egypt, Greece, Hungary, India, Indonesia, Korea, Kuwait, Malaysia, Mexico, Peru, the Philippines, Poland, Qatar, Saudi Arabia, South Africa, Taiwan, Thailand, Turkey, and the United Arab Emirates.

Russell 2000® Index

The Russell 2000® Index measures the performance of the small-cap segment of the US equity universe. The Russell 2000® Index is a subset of the Russell 3000® Index, which is designed to represent approximately 98% of the investable US equity market. It includes approximately 2,000 of the smallest securities based on a combination of their market cap and current index membership. The Russell 2000® is constructed to provide a comprehensive and unbiased small-cap barometer and is completely reconstituted annually to ensure larger stocks do not distort the performance and characteristics of the true small-cap opportunity set.

S&P 500® Index

The S&P 500® is widely regarded as the best single gauge of large-cap US equities. The index includes 500 leading companies and covers approximately 80% of available market capitalization.

Copyright © 2025 by Cambridge Associates. All rights reserved.

This document, including but not limited to text, graphics, images, and logos, is the property of Cambridge Associates and is protected under applicable copyright, trademark, and intellectual property laws. You may not copy, modify, or further distribute copies of this document without written permission from Cambridge Associates ("CA"). You may not remove, alter, or obscure any copyright, trademark, or other proprietary notices contained within this document. This document is confidential and not for further distribution, unless and except to the extent such use or distribution is in accordance with an agreement with CA or otherwise authorized in writing by CA. The information and material published in this report is nontransferable. Therefore, recipients may not disclose any information or material derived from this report to third parties or use information or material from this report without prior written authorization unless such use is in accordance with an agreement with Cambridge Associates ("CA"). Nothing contained in this document should be construed as the provision of tax, accounting, or legal advice. PAST PERFORMANCE IS NOT A RELIABLE INDICATOR OF FUTURE RESULTS. ALL FINANCIAL INVESTMENTS INVOLVE RISK. DEPENDING ON THE TYPE OF INVESTMENT, LOSSES CAN BE UNLIMITED. Broad-based securities indexes are unmanaged and are not subject to fees and expenses typically associated with managed accounts or investment funds. Investments cannot be made directly in an index.

This performance report represents CA's estimates of investment performance, portfolio positioning and manager information including but not limited to fees, liquidity, attribution and strategy and are prepared using information available at the time of production. Historical results can and likely will adjust over time as updated information is received and processed. Estimated, preliminary, and/or proxy information may be displayed and can change with finalized information, and CA disclaims any obligation to update previously provided performance reports when such changes occur. This report is not intended as a Book of Record nor is it intended for valuation, reconciliation, accounting, auditing, or staff compensation purposes, and CA assumes no responsibility if the report is used in any of these ways.

The primary data source for information is the investment manager and/or fund administrator, therefore data may not match custodial or other client records due to differences in data sourcing, methodology, valuation practices, etc. Estimated values may include prior quarter end data adjusted by a proxy benchmark or by subsequent cash flows. In some instances, data may be sourced directly from a client and/or prior advisors or service providers. CA makes no representations that data reported by unaffiliated parties is accurate, and the information contained herein is not reconciled with manager, custodian, and/or client records. The nature of performance measurement is such that it is a best estimate of performance. As such, performance is displayed to a one decimal place level of precision, accommodating up to nine basis points (0.09%) of imprecision in reported returns. There are multiple methodologies available for use in the calculation of portfolio performance, and each may yield different results. Differences in both data inputs and calculation methodologies can lead to different calculation results.

As part of the reporting process, errors can and do occur. For the purpose of CA reports, an error represents any component of the performance report that is missing or inaccurate, including, but not limited to, composite returns and market values, manager returns and market values, benchmark returns, risk and other statistical measures, holdings and exposures. Errors can be a result of incorrect aspects of data, calculations, setup, software or may be a result of an omission, incorrect value, incorrect systematic computation, incorrect report production, and other similar reasons. For classification as an error, the item in question must be objectively incorrect according to the standard policies, procedures, and methodologies utilized by CA. Differences due to changes in methodology over time, the difference between preliminary and final data and other related changes do not constitute errors, but rather normal course of business for the reporting process. Though CA makes reasonable efforts to discover inaccuracies in the input data used in the performance report, CA cannot guarantee the accuracy and are ultimately not liable for inaccurate information provided by external sources. Clients should compare the values shown on our performance reports with the statements sent directly from their custodians, administrators or investment managers.

In the event that an error is discovered, CA will correct the error and maintain the most accurate information possible. In the event of a material error, CA will disclose the error to the report recipient along with an updated version of the report from the most recent period.

CA's performance report is intended to be offered as a standardized product. CA may be instructed by the client to customize aspects of the report outside of CA's standard policies and procedures. Deviating from CA's standard operating policies and procedures can compromise the quality of the report and increase the risk of error. Customization requests cannot be accommodated in all cases if it is deemed that necessary systems and controls are not in place to minimize errors or reduce the validity of the report. Customizations, including but not limited to, data sourcing, data input, calculation methodologies and report display are acknowledged by the recipient as potentially compromising to the quality of the deliverable and the recipient assumes the risk for any ensuing quality breaches as a result of these customizations.

Cambridge Associates is a global group of companies that provide investment management, investment advisory, research, and performance reporting services. For the purposes of this document "us", "the Firm", "our", "we", "CA", "Cambridge Associates", and similar terms refer collectively to the following list of companies. Similarly, unless otherwise stated the figures provided are the combined total for the following list of companies: Cambridge Associates, LLC (a registered investment adviser with the US Securities and Exchange Commission, a Commodity Trading Adviser registered with the US Commodity Futures Trading Commission and National Futures Association, and a Massachusetts limited liability company with offices in Arlington, VA; Boston, MA; Dallas, TX; New York, NY; and San Francisco, CA), Cambridge Associates Limited (a registered limited company in England and Wales, No. 06135829, that is authorized and regulated by the UK Financial Conduct Authority in the conduct of Investment Business, reference number: 474331); Cambridge Associates GmbH (authorized and regulated by the Bundesanstalt für Finanzdienstleistungsaufsicht ('BaFin'), Identification Number: 155510), Cambridge Associates Asia Pte Ltd (a Singapore corporation, registration No. 200101063G, which holds a Capital Market Services License to conduct Fund Management for Accredited and/or Institutional Investors only by the Monetary Authority of Singapore), Cambridge Associates Limited, LLC (a Massachusetts limited liability company with a branch office in Sydney, Australia, a registered investment adviser with the US Securities and Exchange Commission and registered in several Canadian provinces ARBN 109 366 654), Cambridge Associates Investment Consultancy (Beijing) Ltd (a wholly owned subsidiary of Cambridge Associates, LLC which is registered with the Beijing Administration for Industry and Commerce, registration No. 110000450174972), Cambridge Associates (Hong Kong) Private Limited (a Hong Kong Private Limited Company licensed by the Securities and Futures Commission of Hong Kong to conduct the regulated activity of advising on securities to professional investors), Cambridge Associates AG (a Swiss Limited Company, registration number CHE-115.905.353, that is authorized and Regulated by the Swiss Financial Market Supervisory Authority (FINMA), and Cambridge Associates (DIFC) Limited (incorporated as a Private Company and regulated by the Dubai Financial Services Authority, License Number: FO11237).